VIRTUAL SURFING
PARTIES FOR
FUN AND PROFIT

CONTENTS

TWO PLAYER DUELING OPTION AVAILABLE FOR CORPORATE USE SPECIAL EXCEPTION LICENSES ONLY....4

THE CLIENT LIST SPEAKS MILES OF TESTIMONY....9

REPEAT REPEAT AND REPEAT AGAIN!....16

BE CAREFUL WHEN DOING THIS STEP....18

BUILDING CONTINUED....19

COMPLETED EXAMPLE....20

THE FINISHED PRODUCT FOR SYSTEM #1....22

DURABILITY FACTS....23

REPEAT AND REPEAT AGAIN TO BE SURE YOU UNDERSTAND....24

COMPLETED VERSION OF SYSTEM #1....25

MOUNTING THE PADS TO WOOD....27

MOUNTING THE PROPRIETARY SENSORS....29

SOFTWARE LICENSING....31

THE COMPLETE SET UP. TOTALLY PORTABLE AND LIGHTWEIGHT....35

PARTS COMPONENT LIST....37

Rage Fitness Core Mat, Abdominal Sit Up Pad for Core Workouts, Black....37

Gorilla Heavy Duty Double Sided Mounting Tape, 1 Inch x 60 Inches, Black....37

Goplus 5'5" Surfboard, Soft Top Surf Board, Lightweight Bodyboard Surfing Foamie Board with 3 Removable Fins, Adjustable Wrist Rope, Great Beginner Board for Kids and Adults....37

Hyperlite 2019 Shim Wakesurfer - Premium Surf Style and Skimmer Wakesurf Board - Sizes 3.9, 4.7, 5.3. 38

SH Background Stand, 6.5 x 10FT Heavy Duty Background Stand, 2x3M Backdrop Support System Kit with Carry Bag for Photography Photo Video Studio,Photography Studio.....38

TCL 55S425 55 inch 4K Smart LED Roku TV.....39

NB North Bayou Mobile TV Cart TV Stand with Wheels Mount for 32-65 Inch LCD LED OLED Plasma Flat Panel Screens Aluminum.....39

CHAUVET DJ KINTAFX Laser/Strobe/LED Derby Party Light Effect.....40

SURFING THE ENDLESS WAVE.....44

The Wii Mod System #2.....47

SPECIAL WII INSTALLATION NOTES FOR THE ALTERNATIVE WIRELESS SET UP.....52

SOFTWARE RESEARCH AND DEVELOPMENT.....59

HERE IS THE SUCCESS FORMULA THAT WE USE FOR MAKING OUR INTERACTIVE SURFING GAMES:.....60

TWO PLAYER DUELING OPTION SHOWN BELOW

(SPECIAL LICENSE FOR DUELING VERSION UPON REQUEST)

Surfing Simulator Parties for profit...hold indoor video surfing contests and WOW the crowds! The endless surf journey for more than 30 years to find that perfect video simulated wave and still evolving!

Our Surfing Simulators are proven

crowd magnets for any event and occasion!

Interactive Video Dryland Surfing is for EVERYONE …

and ALL AGES!

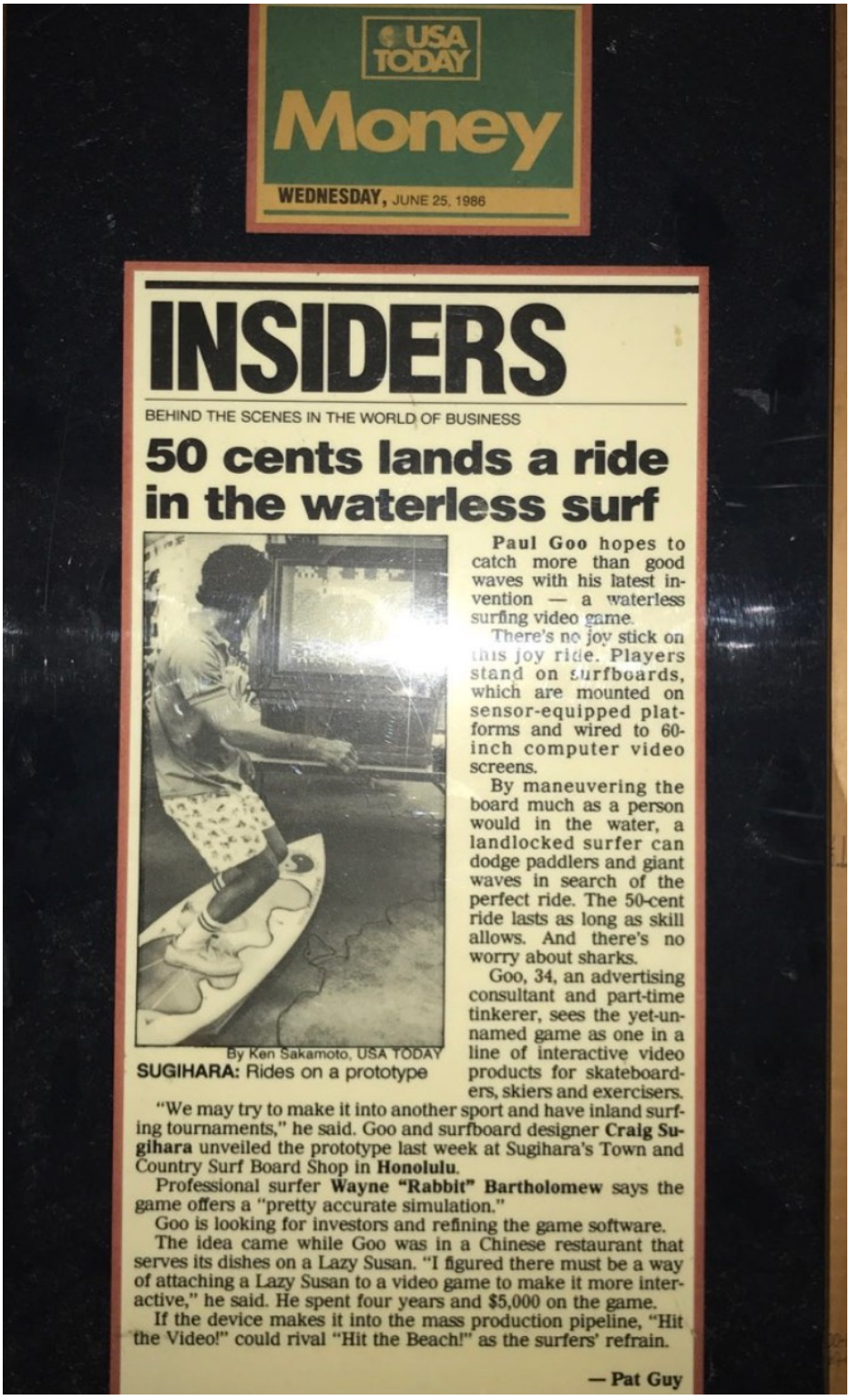

USA TODAY
Money
WEDNESDAY, JUNE 25, 1986

INSIDERS

BEHIND THE SCENES IN THE WORLD OF BUSINESS

50 cents lands a ride in the waterless surf

By Ken Sakamoto, USA TODAY
SUGIHARA: Rides on a prototype

Paul Goo hopes to catch more than good waves with his latest invention — a waterless surfing video game.

There's no joy stick on this joy ride. Players stand on surfboards, which are mounted on sensor-equipped platforms and wired to 60-inch computer video screens.

By maneuvering the board much as a person would in the water, a landlocked surfer can dodge paddlers and giant waves in search of the perfect ride. The 50-cent ride lasts as long as skill allows. And there's no worry about sharks.

Goo, 34, an advertising consultant and part-time tinkerer, sees the yet-unnamed game as one in a line of interactive video products for skateboarders, skiers and exercisers.

"We may try to make it into another sport and have inland surfing tournaments," he said. Goo and surfboard designer **Craig Sugihara** unveiled the prototype last week at Sugihara's Town and Country Surf Board Shop in **Honolulu**.

Professional surfer **Wayne "Rabbit" Bartholomew** says the game offers a "pretty accurate simulation."

Goo is looking for investors and refining the game software.

The idea came while Goo was in a Chinese restaurant that serves its dishes on a Lazy Susan. "I figured there must be a way of attaching a Lazy Susan to a video game to make it more interactive," he said. He spent four years and $5,000 on the game.

If the device makes it into the mass production pipeline, "Hit the Video!" could rival "Hit the Beach!" as the surfers' refrain.

— Pat Guy

The Article In USA Today that changed the entire direction of our company and opened up our experiences to a wonderful journey around the world!

PATENT ILLUSTRATION SURF SIMULATOR

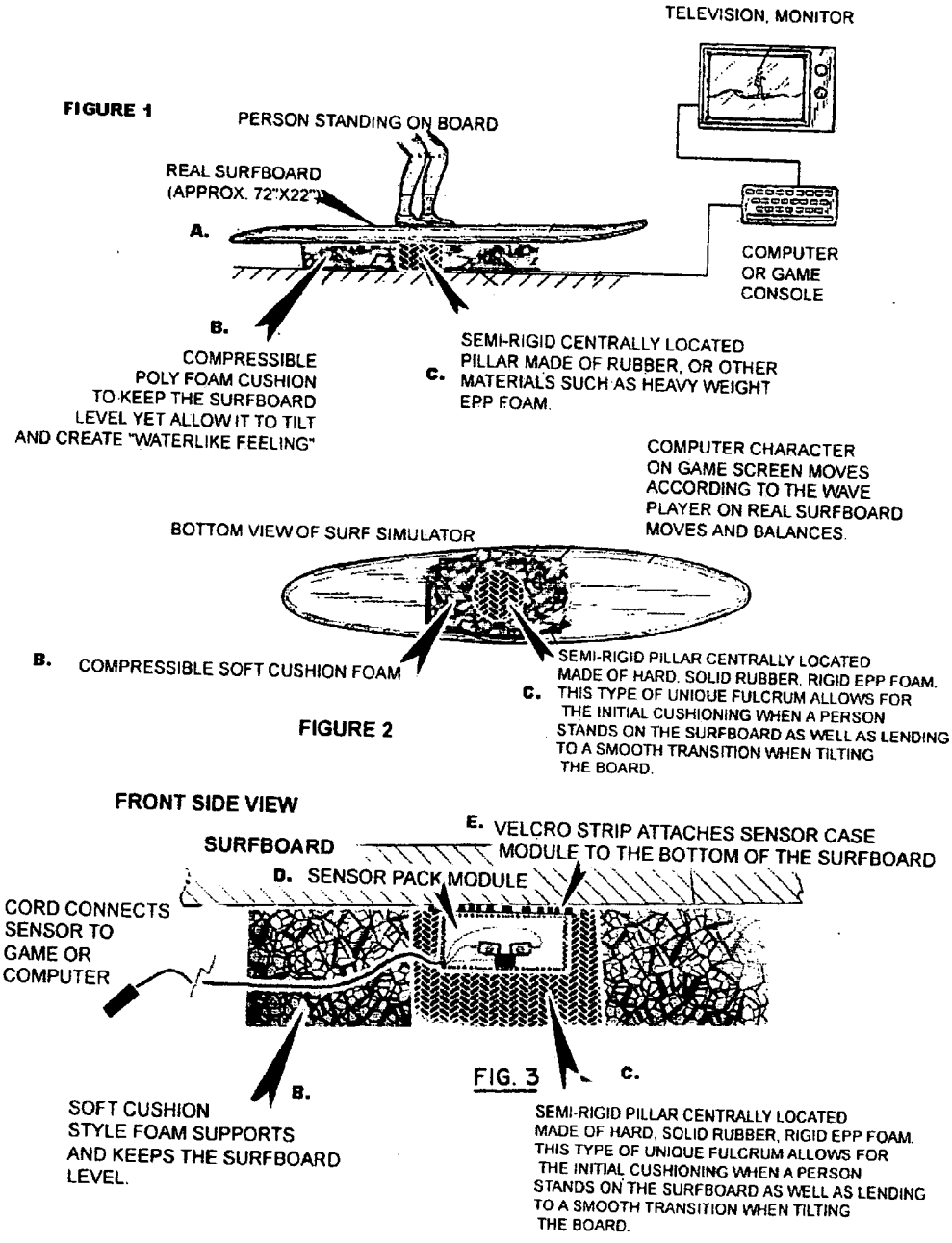

MORE THAN 30 YEARS AGO TODAY WE RECEIVED OUR FIRST PATENT!

WE CREATED A CUSTOM SURF SIMULATORS FOR CORPORATIONS LIKE SONY ENTERTAINMENT - THIS SURF SIM WAS CREATED FOR THEIR "SURF'S UP" MOVIE.

OUR CLIENT LIST SPEAKS

MILES OF TESTIMONY

REAL believers- PROOF OF CONCEPT I never thought that these clients would come and seek our company for their special promotions and events:

These are just a partial list of clients that finally proved my crazy concept more than 20 years ago would be an entertainment system that people would love – surfers were naysayers. And while over the last 25 years, surfing has evolved into stand up paddling and a worldwide phenomena at the Olympics due to the fascination of Hawaii's ocean, waves and marine life. And this helped drive even more success towards my surfing simulators.

Anywhere, Anytime, Anyplace! The portable surfing simulator always makes waves and attracts attention.

This illustration above depicts the use of a Nintendo Wii Balance Board connected to a PC using our proprietary connectivity software and games. The cool surfing "look" is accomplished by placing the Wii device on a colorful mural with the surfboard printed upon it. The entire set up begs for attention.

Surfing Simulators are totally lightweight and portable

Featured below, DURACELL BATTERY Surf Contest

Birthday parties, weddings, fund raisers, school fairs… the CROWD MAGNET!

We still have one of the first prototypes in use from 18 years ago... take a look at this Surfing Simulator made with heavy fiberglass and a hot rod flame design...
everyone wants to ride on this and any of our virtual surfing simulators.

One of our original refurbished surfing simulators still being used in our rental pool of customized portable surfing system - more than 18 years old.

PLEASE SKIP TO THE WIRELESS

Wii MOD SYSTEM #2 PAGE 49

"Wii Set up" FOR EZ Wii Balance Board DIY KIT

HOWEVER - THE FOLLOWING SYSTEM BELOW IS FOR THOSE WHO ARE MORE ADEPT AT BUILDING THEIR OWN SURF SIM LIKE THE ONES WE HAVE FOR OUR CORPORATE EVENTS

DIY SENSOR SYSTEM #1

(the sensor for this build must be purchased separately and custom made upon request surfwave57@gmail.com)

...the crowds will definitely come and have fun !

Shown here is the finished 5' 5" / 65" length board. The fins are not used. Two abdominal exercise "float pads" attached on the bottom with velcro dual lock system which allow you to remove / replace pads as needed. The weight limit for this set up is approximately 200 pounds. If you plan to entertain adults heavier 200 pounds you must reinforce the bottom of the surfboard by adding two pieces of 1/2" - 3/4" plywood as shown in the following pages detail.

REPEAT REPEAT AND REPEAT AGAIN!

The secret parts list is part of this PDF and will be revealed after you read instructions. FYI.. we are going to be ***very redundant*** at times by repeating instructions because what looks simplistic is really an evolution over the years and these tested components are very similar to the ones we use for our commercial units. So please follow the steps carefully in order to avoid problems down the road and to insure durability of your own unit that you build.

MASTER COMPONENTS Preparing the insert fulcrums ***(this step is now optional)*** into the float pads - CAREFULLY STUDY ALL photos on following pages.

STEP ONE - OPTIONAL- Cut a 3" horizontal slot into the top edge end of the pad to reveal a thin board and foam. Slide a 12" length of 1-1/4 (or smaller if you wish) diameter of PVC white tubing by twisting and “screwing / twisting” it all the way thru to the other end of the pad. Do this for each of the two pads you will be using. Place dual lock velcro or gorilla mounting tape on the 3 spots shown to secure it to the bottom of the plywood piece shown. Make sure that you add the optional 1/2” - 3/4" plywood piece to bottom of surfboard as shown in the following photo to increase the overall strength.
The plywood is also optional if you are not going to be having heavy users above 200 pounds.

ONCE AGAIN, THIS STEP IS OPTIONAL AND ONLY NEEDED IF YOU WANT INCREASED TILT AND GAME PLAY FOR THE SURF SIMULATOR. THE PVC PIPE CREATES A FULCRUM TO TILT AND BALANCE ON.
IF YOU DECIDE NOT TO USE THE FULCRUM, THE GAME PLAY IS JUST AS FUN.

CUTTING OPEN THE “FLOAT PAD”

NOTE: THE 1.25 INCH PVC TUBE WILL GO IN BETWEEN THE THIN PARTICLE BROWN BOARD AND WHITE FOAM.

“SCREWING IN / TWISTING” INSERTING THE PVC FULCRUM TUBE

BE CAREFUL WHEN DOING THIS STEP

SLICE OPEN A SECTION OF THE TOP EDGE OF THE PAD ABOUT 3" LONG TO REVEAL A THIN BOARD AND FOAM PAD. YOU WILL INSERT THE PVC PIPE IN BETWEEN THESE TWO LAYERS AND TWIST THE PIPE ALL THE WAY DOWN TO THE OTHER END OF THE PAD. THIS CREATES A FULCRUM TO TILT BACK AND FORTH UPON WHEN STANDING ON THE SURFBOARD ABOVE.



YOU WILL USE TWO PADS MADE WITH THE PVC FULCRUM. DO NOT GLUE THIS PIPE INTO THE PAD AS THEY CAN BE REPLACED WITH EITHER LARGER OR SMALLER PVC PIPE DIAMETERS DEPENDING YOUR PREFERENCE - THE SIZE OF THE PIPE WILL DETERMINE THE AMOUNT OF "TILT". BIGGER THE PIPE DIAMETER, MORE THE TILT, ETC. AND INCREASES THE CHALLENGE OF BALANCE.

BUILDING THE DREAM CONTINUED

THREE STRIPS OF DUAL LOCKING VELCRO WILL BE APPLIED TO THE TOP OF THE PAD. OPPOSING SIDES OF VELCRO WILL BE PLACE UPON THE SURFBOARD OR THE PLYWOOD BOARD (REMEMBER THE PLYWOOD BOARD IS SUGGESTED WHEN EXTRA WEIGHT AND STRENGTH IS NEEDED ABOVE THE 200 POUND LIMIT.

SPECIAL "DUAL LOCK" FASTENER FOUND ON AMAZON (WE WILL LIST THE PARTS WITH LINKS) IS USED SO THAT YOU CAN REMOVE AND REPLACE PADS AS NEEDED. YOU MAY ALSO OPT TO USE HEAVY DUTY GORILLA DOUBLE SIDED MOUNTING TAPE WHICH WILL ALSO ALLOW FOR CHANGING OUT PADS.

<u>YOU MAY ALSO OPT TO GLUE THE PAD TO THE WOOD.</u> ***HOWEVER, NEVER GLUE THE WOOD ITSELF TO THE SURFBOARD ! USE THE VELCRO SO YOU CAN REMOVE AND REPLACE PADS IF NEEDED.***

YOU WILL ONLY NEED ONE PAD FOR THE Wii SYSTEM DESCRIBE ON PAGE 49.

SHOWN BELOW ARE THE TWO IDENTICAL SET UPS (PADS WITH WOOD) NEEDED FOR THE DELUXE SYSTEM. YOU WILL ONLY NEED ONE PAD SET UP FOR THE Wii BALANCE BOARD SURF SYSTEM AS YOU WILL READ ON PAGE 49.

THE PVC FULCRUM TUBES ARE ONLY NEEDED WHEN MORE TILT AND SPORTS ACTION IS DESIRED.

FINISHED EXAMPLE OF DELUXE CORPORATE UNIT BELOW…

THIS IS HOW THE SURFBOARD SIMULATOR SHOULD LOOK LIKE. AS YOU WILL NOTE, IF PEOPLE MORE THAN 200 PLUS POUNDS WILL BE STANDING ON THE SURF SIMULATOR WE SUGGEST AN ADD ON STIFFENER BY USING A 3/4" PLYWOOD (AS INDICATED IN THE PHOTOS - WOOD GRAIN MUST RUN FROM FRONT TO BACK (THIS IMPROVES STRENGTH OF BOARD). THE SIZE OF THE PLYWOOD SHOULD BE CUT OVER-SIZED AND LARGER THAN THE OVERALL SIZE OF THE PADS AS SHOWN. MOUNT THE PLYWOOD USING DUAL LOCK VELCRO AS WELL SO THAT YOU CAN CHANGE OUT THE SURFBOARDS TO OTHER DESIGNS, ETC. BUT KEEP THE SIZE OF

THE SURFBOARD SUGGESTED - LESS THAN 6-7 FEET IN LENGTH.

NOTE THE 3/4” PLYWOOD BOARD IS USED AS TWO SEPARATE PIECES TO BE ABLE TO PLACE ON THE BOTTOM OF THE SURFBOARD WHICH ALLOWS YOU TO PLACE AND ACCOMMODATE FOR THE BOTTOM CURVE THAT MOST SURFBOARD BOTTOMS HAVE. THE PLYWOOD IS USED TO CREATE MORE STRENGTH TO SUPPORT HEAVY WEIGHT.

THE FINISHED PRODUCT FOR DELUXE SYSTEM #1

GO TO PAGE 49 FOR THE DIY Wii Balance Board Kit

DIY INSTRUCTIONS- Yes... OF COURSE you can build this if you can put on a pair of shorts (or bikini) and sunglasses. Simplicity of Design and Execution. This super cool, simplified surf sim kit represents the condensed / simplified version of our own corporate portable video surfing system. This DIY kit depicts and lists tried and tested components that will create a more simplified design of our surfing simulators along with the exact same interactive surfing software we presently use for our events worldwide. Our designs have evolved over 30 years of morphing means less parts and break down during events. YES! Some of the instructions are repetitive but it was important to repeat- Warning: the weight limit is approx. 200 pounds for the standard build-but can be modified to withstand 300 plus pounds if you use the 3/4" plywood pieces shown in the following examples -
we will show you how in the following instructional.

This is a DIY kit and therefore you are responsible for any insurance liability coverage if used for public / private events.

DURABILITY FACTS

Our CORPORATE BUILT SYSTEMS use float pads somewhat similar to these. You should be able to get at least 1 year or more of events out of these pads and they are economical and easy to replace when using the special dual locking velcro that we call out for in the parts list included in this EBOOK within the following pages.

EVERYTHING YOU SEE IN THIS E BOOK CAN BE BOUGHT ON AMAZON OR EBAY. LINKS TO THE PROPER COMPONENTS THAT WE HAVE TESTED ARE IN THIS COMPREHENSIVE E BOOK. SHOULD SOME OF THE LINKS BE BROKEN, SIMPLY SEARCH FOR THEM ON AMAZON OR EBAY AS THEY ARE READILY AVAILABLE.

WE DO NOT GET ANY AFFILIATE FEES FROM YOUR PURCHASE AND ALL RETURNS, REPAIRS ARE UNDER AMAZON TERMS OF PURCHASE TO MAKE THINGS EASIER FOR OUR CLIENTS.

INSTRUCTIONALS:

Remove the extra piece / flap that might come with some of the pads. These pads are called yoga or abdominal pads and are typically all the same size which is about 11" x14"

PLEASE MAKE SURE THAT THE DIMENSIONS OF THE ABDOMINAL EXERCISE PADS YOU USE ARE CLOSE TO THESE DIMENSIONS.

"RAGE" ABDOMINAL PADS ARE THE BEST AND ARE FOUND ON AMAZON:



REPEAT AND REPEAT AGAIN

THIS STEP IS NOW OPTIONAL!

YOU MAY USE THE ABDOMINAL PADS AS IS WITHOUT ANY MODIFICATION

REDUNDANT INSTRUCTIONS AGAIN TO MAKE SURE YOU UNDERSTAND
THIS HOWEVER IS THE OPTIONAL USE OF THE PVC TUBES WHICH GIVE MORE ACTION AND TILT TO THE SYSTEM.

Preparing pad for THE 1-1/4" WHITE PVC FULCRUM TUBE 1. CUT A 3' - 4" WIDE SLOT ALONG THE TOP EDGE OF PAD



COMPLETED VERSION OF DELUXE SYSTEM #1

JUMP TO PAGE 49 FOR THE Wii BALANCE BOARD SYSTEM

This is what your Surf Sim will look like when complete – THIS IS AN economical version using a "soft top" surfboard. We have listed other substitute boards if desired - HOWEVER WE SUGGEST USING A 65" LENGTH SURFBOARD THAT IS MADE OF STRONGER MATERIAL IF YOU PLAN TO USE THIS SYSTEM FOR MORE THAN 1 YEAR. BY USING THE DUAL LOCK VELCRO TO ATTACH ALL COMPONENTS YOU ALLOW THE SWITCHING OUT OF OTHER SURFBOARDS.

MOUNTING THE PADS TO THE BOARD

LOCATE THE CENTER OF THE BOARD

REMEMBER TO REMOVE FINS ON SURFBOARD!

MOUNTING THE PADS TO WOOD

PLACE THREE LENGTHS OF DUAL LOCK VELCRO OR MOUNTING TAPE AS SHOWN TO SECURE ON SURFBOARD. PLACE A PIECE OF 3/4" PLYWOOD AS SHOWN ON SURFBOARD TO STRENGTHEN BOTTOM. MAKE SURE GRAIN OF PLYWOOD IS RUNNING FROM FRONT TO BACK FOR MAX STRENGTH. FIRST MAKE SURE YOU FIND CENTER POINT OF SURFBOARD BEFORE MOUNTING BOTH PADS AND PLYWOOD. YOU MAY USE HEAVY DUTY GORILLA MOUNTING TAPE TO SECURE BOARD AND PADS.

IMPORTANT NOTE!

CUT TWO PIECES OF 1/2” OR 3/4" PLYWOOD AS SHOWN ON SURFBOARD TO

STRENGTHEN BOTTOM. MAKE SURE GRAIN OF PLYWOOD IS RUNNING FRONT TO BACK FOR ADDED STRENGTH

EACH PIECE OF WOOD APPROXIMATELY’
16” WIDE X 22” TALL

VERTICALLY FOR MAX STRENGTH. FIRST MAKE SURE YOU FIND CENTER POINT OF SURFBOARD BEFORE MOUNTING BOTH PADS AND PLYWOOD. YOU MAY USE MOUNTING TAPE TO SECURE BOARD AND PADS. HOWEVER WE SUGGEST YOU USE THE DUAL LOCK SPECIAL VELCRO SO THAT YOU MAY CHANGE OUT SURFBOARDS LATER.
DOUBLE SIDED GORILLA MOUNTING TAPE ALSO WORKS WELL.

MOUNTING THE PROPRIETARY SENSORS

SENSORS ARE SOLD/ MADE UPON ORDER -

WWW.surfsimulatorevents.com

surfwave57@gmail.com

SENSOR MOUNTING AND STRESS WIRE RELIEFS-

THERE ARE TWO WAYS TO MOUNT THE SENSOR AS SOMETIMES THEY CAN BE ARRIVE WITH REVERSED ACTUATORS (THIS MEANS THAT THE MICRO CHIP CAN BE SHAKEN UP AND DISORIENTED DURING SHIPPING. ALL YOU HAVE TO DO IS ROTATE THE SENSOR SO THAT THE TAIL OF THE WIRE EITHER COMES OUT AT 6:00 - AS SHOWN ON BOTTOM LEFT IMAGE OR 12:00 - SEE THE RIGHT BOTTOM IMAGE) TOWARDS THE NOSE OF THE BOARD AS SHOWN. IF YOUR SENSOR COMES WITH A LONG WIRE TAIL, PLEASE BUNDLE IT UP AND SECURE ONTO THE SURFBOARD AS SHOWN WITH THE WIRE RESTRAINTS PICTURED. YOU MAY USE OTHER TYPES OF WIRE RESTRAINTS BUT THE IMPORTANCE OF ADDING THIS TO THE WIRING KEEPS THE WIRE FROM THE SENSOR FROM BEING TUGGED AT AND COMING OUT OF THE SENSOR WHICH WILL MEAN BUYING ANOTHER SENSOR! NOTE THE BLACK USB EXTENSION CABLE ATTACHED TO THE SENSOR CABLE AND HOW ANOTHER WIRE RESTRAINT IS PLACED AFTER THE USB EXTENSION CONNECTOR PLUG. THIS ALSO RESTRAINS THE WIRES FROM BEING PULLED. IT IS EXTREMELY IMPORTANT TO SECURE WIRES AS SHOWN.

SOFTWARE LICENSING

SOLD SEPARATELY FOR BUSINESS USE ONLY

www.surfsimulatorevents.com

CONTACT: SURFWAVE57@GMAIL.COM

DUPLICATING SOFTWARE OR USING OUR SOFTWARE IN SITUATIONS OUTSIDE OF YOUR LICENSE WILL RESULT IN STRICT PENALTY . PEOPLE WHO USE OUR SYSTEMS OR PEOPLE WHO PARTICIPATE IN OUR PROGRAM AND EVENTS POST PHOTOS ONSOCIAL PLATFORMS SINCE THIS IS SO UNIQUE.
OUR LICENSING TEAM CONSTANTLY SCANS SITES FOR PHOTOS THAT FEATURE OUR SURF SIMS AND ILLEGAL USE OF OUR SOFTWARE.

- Please visit our website so you can see more photos and details of how our
- corporate model works the same on a smaller scale.
- WWW.SURFSIMULATOREVENTS.COM
-

- Our license plan allows you to actually use the identical proprietary softwares we use with our corporate surfing simulator systems. WWW.SURFSIMULATOREVENTS.COM

* Some proprietary software licenses will be on a" pay for use" tiered program in order to keep costs down for BIZZ OPP owners.



SUGGESTED OPTIONAL PARTS LIST TO COMPLETE YOUR SYSTEM:

64” SMART TV – ABOUT $500

ROLLING TV STAND WITH SHELF FOR LAPTOP $189

FULL COLOR MURAL (FREE UPON REQUEST)

PORTABLE MURAL STANDS $79

ECONOMICAL PC LAPTOP ABOUT $500

THE PHOTO 4 COLOR DOWNLOAD OF ART AVAILABLE ON ALL PURCHASES - MURAL FLOOR MAT PART OF OUR SUCCESS FORMULA OVER THE LAST 20 YEARS WAS TO INCREASE THE SIZE OF OUR EXCITING SURFING SIMULATOR DESTINATION TO WOW AND ATTRACT THE CROWD. THE FLOOR MAT COMBINATION PHOTO MURAL BECAME THE STANDARD IN OUR SYSTEM DEPLOYMENT. EVERYONE LOVES A PHOTO OPP!

THE SURF SIM PHOTO OPP MURAL OPTION

OUR ROYALTY FREE MURAL

CREATES A SUPER LARGE DESTINATION FOR

ANY SIZED FOOTPRINT AVAILABLE

THE COMPLETE SET UP

TOTALLY PORTABLE AND LIGHTWEIGHT

MORE MURAL DETAILS AND IDEAS - THIS IS THE STANDARD SET UP WITH MURAL FLOOR MAT MOUNTED ON PHOTO MURAL STANDS - LAPTOP IS HELD ON ROLLING MONITOR SHELF - MONITOR STAND HOLDS A STANDARD MONITOR UP TO 65" WHICH IS BEST FOR ALL AROUND HANDLING - ALL OF THESE COMPONENTS ARE LISTED ON OUR PARTS LIST AND TEST BY US -
YOU MAY OPT TO SUBSTITUTE OTHER PARTS TO YOUR INDIVIDUAL TASTES.
(MURAL IMAGES SUBJECT TO CHANGE AS WE UPDATE OUR COMPONENTS FOR THE BEST RESULTS ON A BI-MONTHLY BASIS)
TOP VIEW OF FOOTPRINT WHICH IS ABOUT 8 FEET WIDE BY 10 FEET DEEP – PERFECT FOR TRADE SHOW BOOTHS.

ELECTRONIC VIRTUAL SURFING
SURF-PARTY
IN-A-BOX
THE ORIGINAL FROM HAWAII
NO WAVES?
NO PROBLEMO!
DIY VIRTUAL
SURFING KIT
SURF PARTY
ANYWHERE
ANYTIME
ANYPLACE
SHOPABIZOP.COM917.331.6001
HAWAII
CLEANDAOCEAN
ALOHA STATE
MAKE MONEY
WHILE HAVING FUN!

(EXAMPLE OF SINGLE PLAYER SURF SIM UNIT TOP VIEW)

NOTE: ALL OF THE INFORMATION PRESENTED IS

A DIY KIT YOU BUILD YOURSELF

AS THE BUILDER OF THIS KIT, YOU HEREBY INDEMNIFY US FROM ANY INJURY OR LIABILITY BECAUSE YOU ARE THE BUILDER OF THIS DIY UNIT. WE ONLY PROVIDE SUGGESTED INSTRUCTIONS AND DIGITAL SOFTWARE. SAFETY AND PROPER USE OF THIS SYSTEM AT YOUR EVENTS IS YOUR RESPONSIBILITY.

YOU MUST ATTAIN PROPER BUSINESS / LIABILITY INSURANCE PER YOU STATE REQUIREMENTS. SHOULD YOU HOST PARTIES OR EVENTS USING THIS EQUIPMENT.

PARTS COMPONENT LIST

WE DO NOT MAKE ANY COMMISSIONS FROM AMAZON. PLEASE TRY TO CLICK ON LINKS FIRST BEFORE CUTTING AND PASTING INTO YOUR BROWSER. ALL THE COMPONENTS IN OUR LISTS HAVE BEEN TESTED AND USED BY OUR COMPANY TO INSURE PROPER OPERATION AND DURABILITY.

If for some reason the hyperlinks do not work, please copy them and paste them into browser. Detailed descriptions have been made so you can alternatively look them up as well.

Rage Fitness Core Mat, Abdominal Sit Up Pad for Core Workouts, Black

FLOAT BASE PAD - ABDOMINAL EXERCISE PADS:

https://www.amazon.com/gp/product/B01GQTUBXE/ref=ppx_yo_dt_b_search_asin_title?ie=UTF8&psc=1

Gorilla Heavy Duty Double Sided Mounting Tape, 1 Inch x 60 Inches, Black

GORILLA MOUNTING TAPE-

https://www.amazon.com/Gorilla-Heavy-Double-Mounting-Inches/dp/B019HT1U9E/ref=asc_df_B019HT1U9E/?tag=bingshoppinga-20&linkCode=df0&hvadid=&hvpos=&hvnetw=o&hvrand=&hvpone=&hvptwo=&hvqmt=e&hvdev=c&hvdvcmdl=&hvlocint=&hvlocphy=&hvtargid=pla-4583932699240023&

OR

DUAL LOCK VELCRO

https://www.amazon.com/3M-SJ3560-CLR1333-Reclosable-Fastener/dp/B00AQ6IS1G/ref=sr_1_3?crid=2DGTNXHRCS8WG&keywords=dual+lock+velcro&qid=1643997933&sprefix=dual+lock+velcro%2Caps%2C153&sr=8-3

Goplus 5'5" Surfboard, Soft Top Surf Board, Lightweight Body board Surfing Foamie Board with 3 Removable Fins, Adjustable Wrist Rope, Great Beginner Board for Kids and Adults (CONTINUED ON NEXT PAGE)

https://www.amazon.com/dp/B07RQJBD23/ref=sspa_dk_detail_1?psc=1&pd_rd_i=B07RQJBD23&pd_rd_w=0EKir&pf_rd_p=45a72588-80f7-4414-9851-786f6c16d42b&pd_rd_wg=n3XMj&pf_rd_r=ZM2AYMQNK8VFCQ4KJ37Z&pd_rd_r=bf92d217-3a73-4b1f-9b71-ac8bc77b3335&spLa=ZW5jcnlwdGVkUXVhbGlmaWVyPUEzMkVGSTJQSEFWNFhJJmVuY3J5cHRlZElkPUEwMzY4NjExM0VLUkxDMUxCSkRZRCZlbmNyeXB0ZWRBZElkPUEwOTA4ODQ2WEgxTDdLNjQUFk4JndpZGdldE5hbWU9c3BfZGV0YWlsJmFjdGlvbj1jbGlja1JlZGlyZWN0JmRvTm90TG9nQ2xpY2s9dHJ1ZQ==

Hyperlite 2019 Shim Wakesurfer - Premium Surf Style and Skimmer Wakesurf Board - Sizes 3.9, 4.7, 5.3

WAKEBOARDS WORK ALSO

PEOPLE WONT KNOW THE DIFFERENCE

AND THEY ARE SMALLER AND VERY DURABLE AND LOOK COOL!

https://www.amazon.com/Hyperlite-Broadcast-Wakesurfer-Black-Yellow/dp/B08LMDRHDR/ref=sr_1_4?crid=RGAQNC566MZ7&keywords=hyperlight+wakeboard&qid=1643998120&sprefix=hyperlight+wake+boar%2Caps%2C167&sr=8-4

SH Background Stand, 6.5 x 10FT Heavy Duty Background Stand, 2x3M Backdrop Support System Kit with Carry Bag for Photography Photo Video Studio,Photography Studio

MURAL STANDS FOR BACKDROP

https://www.amazon.com/Background-Backdrop-Support-System-Photography/dp/B07DVJ74MS/ref=sr_1_3?keywords=backdrop+stand&qid=1573934342&sr=8-3

PC OR LAPTOP RUNNING WINDOWS 7-10, INTEL CORE 6-7, 3GHZ CPU , TWO USB PORTS HDMI OUTPUT, HDMI CORD. OR SIMILAR:

https://www.amazon.com/HP-Touchscreen-i3-1005G1-Bluetooth-15-dy1731ms/dp/B082358X13/ref=pd_day0_3/135-

1921469-0641837?pd_rd_w=BMJlN&pf_rd_p=8ca997d7-1ea0-4c8f-9e14-a6d756b83e30&pf_rd_r=GK97K85C8JQFMW8EY77S&pd_rd_r=b5bb924b-3af0-42f1-a6d6-a69f300a935c&pd_r

TCL 55S425 55 inch 4K Smart LED Roku TV

SMART TV OR MONITOR

https://www.amazon.com/TCL-55S425-inch-Smart-Roku/dp/B07JJZPZNS/ref=sr_1_3?keywords=64%22+tv+monitor&qid=1573934097&s=electronics&sr=1-3

NB North Bayou Mobile TV Cart TV Stand with Wheels Mount for 32-65 Inch LCD LED OLED Plasma Flat Panel Screens Aluminum

55" - 64" ROLLING MONITOR STAND

https://www.amazon.com/NB-North-Bayou-Screens-Aluminum/dp/B00LT4Q5CS?th=1

AS THE BUILDER OF THIS KIT, YOU HEREBY INDEMNIFY US FROM ANY INJURY OR LIABILITY BECAUSE YOU ARE THE BUILDER OF THIS DIY UNIT. WE ONLY PROVIDE SUGGESTED INSTRUCTIONS AND DIGITAL SOFTWARE. SAFETY AND PROPER

USE OF THIS SYSTEM AT YOUR EVENTS IS YOUR RESPONSIBILITY.

YOU MUST ATTAIN PROPER BUSINESS / LIABILITY INSURANCE PER YOU STATE REQUIREMENTS.

SHOULD YOU HOST PARTIES OR EVENTS USING THIS

CHAUVET DJ KINTAFX Laser/Strobe/LED Derby Party Light Effect

SPECIAL LIGHTING EFFECTS

https://www.amazon.com/CHAUVET-DJ-KINTAFX-Strobe-Effect/dp/B01BG6O1Y2/ref=sr_1_8?keywords=lighting+effects+CHAUVET&qid=1575319818&s=musical-instruments&sr=1-8

For sales of proprietary sensor if you decide not to use the Wii balance board option .

www.surfsimulatorevents.com/contact

EMAIL: Surfwave57@gmail.com

AS THE BUILDER OF THIS KIT, YOU HEREBY INDEMNIFY US FROM ANY INJURY OR LIABILITY BECAUSE YOU ARE THE BUILDER OF THIS DIY UNIT. WE ONLY PROVIDE SUGGESTED INSTRUCTIONS AND DIGITAL SOFTWARE. SAFETY AND PROPER USE OF THIS SYSTEM AT YOUR EVENTS IS YOUR RESPONSIBILITY.

YOU MUST ATTAIN PROPER BUSINESS / LIABILITY INSURANCE PER YOU STATE REQUIREMENTS.

SHOULD YOU HOST PARTIES OR EVENTS USING THIS

MORE EXAMPLES FROM OUR ARCHIVES

Coke / VITAMIN WATER CUSTOM BOARD

created for one of their brand launch

You can actually swap out surfboards when using the dual lock velcro for installation to the Wii Balance Board base platform. Just make sure that the surfboards / wakeboards you use are not much longer than 6 feet. If you plan to use a longboard, then you will have to install at least 2 Rage ABDOMINAL (SEE AMAZON LIST FOR THIS ITEM) pads with the fulcrum inserts.

AS THE BUILDER OF THIS KIT, YOU HEREBY INDEMNIFY US FROM ANY INJURY OR LIABILITY BECAUSE YOU ARE THE BUILDER OF THIS DIY UNIT. WE ONLY PROVIDE SUGGESTED INSTRUCTIONS AND DIGITAL SOFTWARE. SAFETY AND PROPER USE OF THIS SYSTEM AT YOUR EVENTS IS YOUR RESPONSIBILITY.

YOU MUST ATTAIN PROPER BUSINESS / LIABILITY INSURANCE PER YOU STATE REQUIREMENTS.

SHOULD YOU HOST PARTIES OR EVENTS USING THIS

PC REQUIREMENTS

(If you have a PC laptop of your own, please insure that it is running windows 10 and have a CPU chip that is at least CORE i-7 running at 2.8 mhz speed for the games. Memory ram should be at least 8gb..)

LARGE TV SCREEN MAKES AN IMPRESSION

at least 64" Smart TV will suffice. YOU DO NOT HAVE TO BUY A HIGH DEF SCREEN, ETC. WE USE A $600 65" MONITOR FOR OUR EVENTS

https://www.amazon.com/TCL-Class-Dolby-Vision-Smart/dp/B07S922JS4/ref=sr_1_5?crid=2MBUDZG5PRS3R&keywords=65+smart+tv&qid=1576353705&smid=ATVPDKIKX0DER&sprefix=65+SMART+%2Caps%2C312&sr=8-5

AS THE BUILDER OF THIS KIT, YOU HEREBY INDEMNIFY US FROM ANY INJURY OR LIABILITY BECAUSE YOU ARE THE BUILDER OF THIS DIY UNIT. WE ONLY PROVIDE SUGGESTED INSTRUCTIONS AND DIGITAL SOFTWARE. SAFETY AND PROPER USE OF THIS SYSTEM AT YOUR EVENTS IS YOUR RESPONSIBILITY.

YOU MUST ATTAIN PROPER BUSINESS / LIABILITY INSURANCE PER YOU STATE REQUIREMENTS.

SHOULD YOU HOST PARTIES OR EVENTS USING THIS

ROLLING TV STAND

... make sure the one that you are getting has the computer laptop shelf.

Rolling Monitor Stand For 65" Tv, Usb Extension Cord, Laptop Computer. Make Sure That You Are Getting A Monitor Stand With The Shelf For The Laptop. The Laptop, If You Choose To Use Your Own, Should Have An Intel Core I-7 Chip, Running Windows 10, Running At Speed Of 2.7Ghz Or More, Two Usb Ports And An Hdmi Port.

Please see the parts list in the previous pages for tested and proven TVs we have used.

SURFING THE ENDLESS WAVE

in the barrel... the dream https://www.youtube.com/watch?v=Uu-xF2B7LtE

The endless barrel where no one wipes out or drowns.

Watch out for the GREAT WHITE SHARKS!

OUR ENDLESS SUMMER TUBE BARREL HAS BECOME A LANDMARK INTERACTIVE PIECE OF PROPRIETARY SOFTWARE FOR OUR COMPANY AFTER LISTENING TO YEARS OF CUSTOMER AND PLAYER COMMENTS. THIS PARTICULAR INTERACTIVE SOFTWARE LETS YOU GET INTO THE TUBE CONTINUOUSLY WITHOUT WIPING OUT SO YOU CAN COLLECT AS MANY COINS AS POSSIBLE TO GET YOUR NAME UP ON

LEADER BOARD SCREEN - KING OF THE WAVE ALL OF OUR GAMES FEATURE THE LEADER BOARD THAT APPEARS AT THE GAME OF EACH SESSION WHICH KEEPS A RUNNING TALLY OF THE TOP TEN NAMES WHO SCORE THE MOST POINTS. THIS ELEMENT WAS KEY AS IT KEEPS PEOPLE COMING BACK TO YOUR TRADE SHOW BOOTH OR EVENT AREA TO SEE IF THEY ARE STILL KING OF THE HILL. PRIZES AND TROPHIES CAN BE GIVEN OUT TO THE TOP THREE WINNERS WHICH MAKES IT EVEN MORE EXCITING. REMEMBER TO ALWAYS THINK "CARNIVAL PSYCHOLOGY" AS PEOPLE WILL DO ANYTHING TO TRY AND WIN EVEN A CHEAP BLINKY PIN OR CONSOLATION PRIZE. WHEN PEOPLE PLAY GAMES, THEY ALL TURN INTO CHILDREN.

AS THE BUILDER OF THIS KIT, YOU HEREBY INDEMNIFY US FROM ANY INJURY OR LIABILITY BECAUSE YOU ARE THE BUILDER OF THIS DIY UNIT. WE ONLY PROVIDE SUGGESTED INSTRUCTIONS AND DIGITAL SOFTWARE. SAFETY AND PROPER USE OF THIS SYSTEM AT YOUR EVENTS IS YOUR RESPONSIBILITY.

YOU MUST ATTAIN PROPER BUSINESS / LIABILITY INSURANCE PER YOU STATE REQUIREMENTS.

SHOULD YOU HOST PARTIES OR EVENTS USING THIS

OUR LEADER BOARD SCREENS AND OTHER GAME SAMPLE IMAGES MAY CHANGE WITHOUT NOTICE AS WE ARE ALWAYS STRIVING TO UPDATE AND IMPROVE THE SURFING INTERACTIVE GAMES WE CREATE.

The Wii Mod System #2

SURFBOARD IS OPTIONAL BY USING THE MURAL WITH THE

PRE -PRINTED SURFBOARD IMAGE ON THE MURAL

DO NOT USE THIS BLUETOOTH SYSTEM AT TRADE SHOWS OR LARGE EVENT WITH A LOT OF BLUETOOTH OR WIRELESS SIGNALS WHICH WILL INTERFERE WITH THE UNIT…

GO Wii WIRELESS - Wii Surf Sim BONUS ...after more than 2 years of software development, we figured out how to connect the Nintendo Wii balance board via blue tooth to a PC using proprietary connectivity software of our own. We can use the Wii Balance board as the sensor for our system which will support more than 250 pounds. When using the Wii Balance board as the base, you will not need to order the other smaller sensor mentioned in this ebook with the wires - this system is wireless but takes a bit more to set up and understand.

We really suggest that you download our free Wii proprietary software first and purchase the wii balance board on AMAZON to test it out on your laptop or computer to insure that your bluetooth is compatible. It is impossible for us to test all the computers out there running windows to see if this works. However, if you are somewhat technically inclined or have an IT or tech friend, they will be more than likely to pull it off. However, always keep in mind that the wired version sensor we sell is a guarantee formula.

HERE IS THE STEP BY STEP INSTRUCTIONAL FOR CONNECTING Wii to the PC for use. The actual interactive surfing software for doing this is part of your DIY package purchase but you can only download it after you pay your fees.

Wii SET UP VIDEO:

https://youtu.be/J4JW9OHjay0

GAME SET UP EXAMPLE:

https://youtu.be/fOGlKOxb9C0

LESS PARTS ARE NEEDED FOR THIS SYSTEM USING THE Wii NINTENDO BALANCE BOARD EASILY OBTAINED USED OR NEW ON EBAY OR AMAZON.

The Wii Balance board is available on both AMAZON thru our links or used at Ebay. We have bought these from both sources with success FOR LESS THAN $60

YOU CAN FIND THE Wii BALANCE BOARD CAN BE FOUND HERE:

https://www.amazon.com/Wii-Fit-Game-Balance-Board-Nintendo/dp/B000VJRU44/ref=sr_1_3?crid=89JRI58IVD92&keywords=WII+BALANCE+BOARD+USED&qid=1643998939&sprefix=wii+balance+board+use%2Caps%2C186&sr=8

https://www.amazon.com/Wii-Plus-Balance-Board-Only/dp/B015EPCECW

The Wii Balance board set up ...

SIMPLE IN DESIGN AND EXECUTION - OUR WIRELESS FORMULA FOR SUCCESS AT ANY SMALL EVENT.

NOTE THAT ONLY ONE (1) FOAM PAD CUSHION IS USED – THIS IS USED SO THAT THE BACK END OF THE SURFBOARD DOES NOT TILT DOWN. WHEN USING THIS SYSTEM, MAKE SURE THE USER STANDS DIRECTLY ABOVE THE Wii UNIT. The Wii is as shown mounted along with the optional 3/4" piece of plywood. This is not needed as the Wii is very strong in itself. However, the rubber foam pad might use the wood along with it when mounting to the surfboard bottom.

PLEASE USE FOAM RUBBER PAD OR 2.5 – 3" THICK SIMILAR MATERIAL FROM AMAZON

https://www.amazon.com/gp/product/B07WG3HG4Z/ref=ppx_yo_dt_b_search_asin_title?ie=UTF8&th=1

AND PLEASE NOTE AGAIN THAT A SEPARATE 16"X 20" PIECE OF 3/4"PLYWOOD IS USED FOR STRENGTHENER UNDER THE PAD for this wireless Wii VERSION.

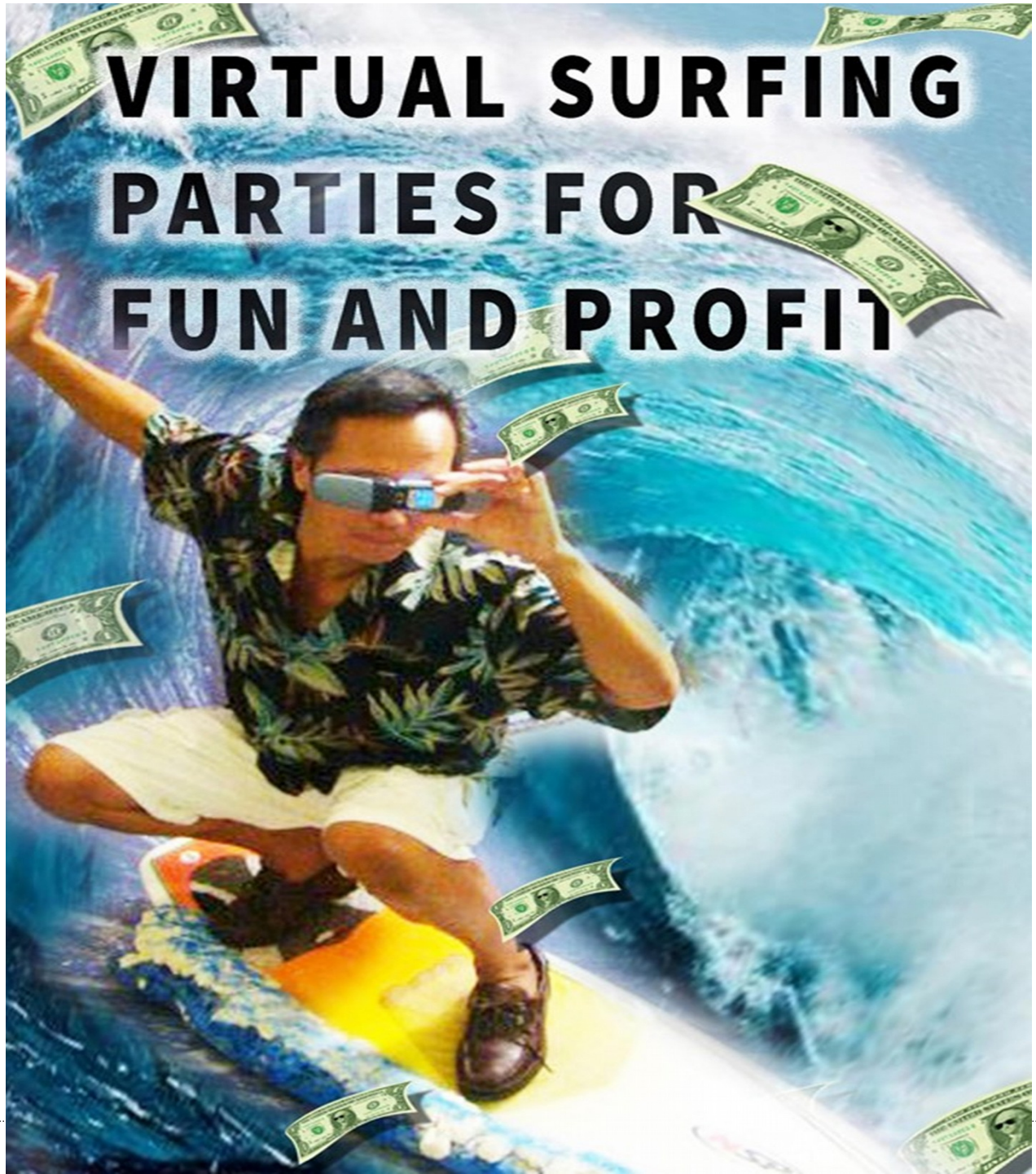
VIRTUAL SURFING
PARTIES FOR
FUN AND PROFIT

SPECIAL Wii INSTALLATION NOTES FOR THE ALTERNATIVE WIRELESS SET UP CONTINUED

SPECIAL NOTES WHEN USING THE Wii SET UP. 1. THIS SET UP IS IDEAL FOR SITUATIONS WHERE THERE WILL NOT BE A LOT OF BLUETOOTH DEVICES USED AT T TIME. THIS IS NOT ALLOWED FOR CONVENTION OR TRADE SHOW BOOTHS AND DISPLAYS WHO MIGHT BE USING BLUETOOTH DEVICES IN THE AREA, WE SUGGEST USING THE WIRED VERSION. THE Wii VERSION BUILD IS REALLY BETTER FOR THE SMALL BUSINESS OR ENTREPRENEUR WHO WILL HAVE MORE CONTROL OVER THEIR ENVIRONMENTS.

1. **You only have to use ONE rubber 2.5" -3" PAD ON THE BOTTOM BACK OF THE SURFBOARD** as noted under the surfboard in addition to the Wii balance board in this system as the Wii Balance board must have constant contact with the pressure above. Make sure to instruct the player to stand directly on the area above the wii balance board so that pressure is directed to the wii balance board and not to the pad which is further back.

2. Always use a set of fresh batteries for each event as the power needed to connect with the bluetooth in the PC needs fresh batteries. If the wii does not connect – reboot your pc and repeat the steps in the training video provided in the links within this ebook.

WII INSTALL TRAINING VIDEO:

https://youtu.be/J4JW9OHjay0

FREE TRIAL Wii CONNECTOR SOFTWARE:

https://drive.google.com/drive/folders/1-_2HP0KBSaLpsfvDOcskABfKLb5fisH3?usp=sharing

Wii set up Continued

The Wii Balance board is really a cool way to use the device as a sensor to detect both weight and direction. We developed a special piece of proprietary software that allows you to actually connect the BLUE TOOTH DEVICE to any PC with BLUETOOTH running on it. However, you MUST HAVE bluetooth on your PC AND IS / working properly. We have tested this software on most PCs that are three years old running windows 7-10 and results vary. That is why we suggest purchasing the PC in the parts list provided.

Download our Wii Connector software and follow the You tube instructions and see if this works out with your PC. However, we tested this with HP laptops that are less than 3 years old and they work fine.

FREE TRIAL Wii software connector for bluetooth

PLEASE TEST THIS BEFORE YOU PURCHASE TO SEE IF IT LOADS AND CONNECTS TO YOUR Wii purchase:

https://drive.google.com/drive/folders/1-_2HP0KBSaLpsfvDOcskABfKLb5fisH3?usp=sharing

Wii connector video instructions -

WII INSTALL TRAINING VIDEO:

https://youtu.be/J4JW9OHjay0

we suggest that you buy the Wii board from Amazon (you can return it if it does not work - just don't get it all dirty from your dirty, stinky feet) and test it with our software. If it works, then buy the rest of the components from our secret list within this ebook.

MAKE SURE THAT WHEN YOU MOUNT THE Wii TO THE BOTTOM OF THE SURF SIM THAT THE FRONT OF THE Wii IS FACING THE NOSE OF THE SURFBOARD AND THE BATTERY COMPARTMENT IS VISIBLE FOR BATTERY ACCESS. IF THE Wii RESPONDS IN REVERSE (LIKE LEFT INSTEAD OF RIGHT WHEN YOU LEAN ON IT, THEN YOU KNOW YOU HAVE TO REVERSE (ROTATE THE Wii 160 DEGREES) THE MOUNTING AND ROTATE THE BALANCE BOARD. TO CORRECT THIS BACKWARD ISSUE HAPPENING ON THE GAME PLAY.

The Wii Balance Board Integrated into our Wireless Solution - using proprietary software we created, we can now connect the Wii Board Sensor to any PC along with our software.

SOFTWARE - sensor LICENSING PACKAGES BY USAGE

AS THE BUILDER OF THIS KIT, YOU HEREBY INDEMNIFY US FROM ANY INJURY OR LIABILITY BECAUSE YOU ARE THE BUILDER OF THIS DIY UNIT. WE ONLY PROVIDE SUGGESTED INSTRUCTIONS AND DIGITAL SOFTWARE. SAFETY AND PROPER USE OF THIS SYSTEM AT YOUR EVENTS IS YOUR RESPONSIBILITY.

YOU MUST ATTAIN PROPER BUSINESS / LIABILITY INSURANCE PER YOU STATE REQUIREMENTS.

SHOULD YOU HOST PARTIES OR EVENTS USING THIS

2 - 3D PIPELINE RIDER VIDEO SAMPLE:

https://www.youtube.com/watch?v=ZX2Ugfp_yn0

PICTURED ABOVE IS ONE OF OUR PROPRIETARY SENSORS WHICH YOU MIGHT CONSIDER TO BUY IF YOU DO NOT WANT TO USE THE Wii BALANCE BOARD.

THIS IS A HASSLE FREE, NO BATTERY, USB WIRED ALTERNATIVE OPTION - NO FUSS IN CONNECTING TO BLUE TOOTH ALL THE TIME. YOU CAN USE THIS ALONG WITH THE Wii IF YOU WANT AS WELL AS A BACK UP OR PRIMARY CONNECTOR TO THE PC.

THIS OPTION BELOW DOES NOT APPLY TO THE DIY KIT

SPECIAL NOTE ABOUT OUR SOFTWARE LICENSING PROGRAM

We wanted to make our software and proprietary sensor licenses available and economical for everyone in different situations to use.

We have followed the model that many software companies are doing today in order to allow customers access to software that was once too costly to buy outright. Therefore, we have created the following three "pay per use only" categories. All special customization to feature logos, special images may or will will require an extra fee from our company depending on the complexity. A 7 day lead time is required for all special customization. ALL SALES of our software packages INCLUDES the Licensing of the PROPRIETARY SENSOR. This sensor has been specially developed and programmed permanently to work with all our surfing simulators and software.

Please understand that our software licensing rules protect all levels of users. The primary reason we STRICTLY DO NOT ALLOW any use of our software and hardware for corporate events is that it will cannibalize our own business and allow anyone to compete with us which is obviously not fair after we have spent the time and money to develop this highly successful system.

PLEASE EMAIL ANY QUESTIONS TO:

https://www.surfsimulatorevents.com/contact

surfwave57@gmail.com

SOFTWARE LICENSING –

PAY AS YOU PLAY

Home Bizz -

weddings, anniversaries, birthdays, graduations, bat mitzvah, retirement, school functions and fund raisers..

ONE TIME USER FEE – EMAIL FOR NEW UPDATED PRICING

FOR RETAIL OPERATION YOU MUST APPLY FOR A DIFFERENT PAY AS YOU USE LICENSE.

- .

Owners / builders of this KIT system are responsible for any REQUIRED BUSINESS liability insurances, LICENSES OR PERMITS required for their operation in their state.

SOFTWARE RESEARCH AND DEVELOPMENT

All the proprietary software we have created over the last 15 years has been formulated and the R&D costs are in the thousands of dollars and years of time spent with focus primarily on content and to create crowd participation. Our games are not intended to be used for sit down on your butt gaming for hours. The interactive games are strictly for events and designed to beg for audience participation with a quick learning curve.

Keep in mind that our surfing systems are focused on delivering an overall experiential event - standing on a real surfboard while trying to balance and score points to put your name up on the leader board. Add in the photo opportunity into one system. Our game graphics cannot rival xbox or playstation games made by large teams and millions of thousands of dollars.

Our goal was not to be a game console development group where you create games for people to sit at their desk or couch playing the same game for hours.

WE ARE KNOWN FOR creating EVENT GAME SOFTWARE WHICH ENTAILS THE studying and watching people's interactions and participation at events.

AS THE BUILDER OF THIS KIT, YOU HEREBY INDEMNIFY US FROM ANY INJURY OR LIABILITY BECAUSE YOU ARE THE BUILDER OF THIS DIY UNIT. WE ONLY PROVIDE SUGGESTED INSTRUCTIONS AND DIGITAL SOFTWARE. SAFETY AND PROPER USE OF THIS SYSTEM AT YOUR EVENTS IS YOUR RESPONSIBILITY.

YOU MUST ATTAIN PROPER BUSINESS / LIABILITY INSURANCE PER YOU STATE REQUIREMENTS.

SHOULD YOU HOST PARTIES OR EVENTS USING THIS

HERE IS THE SUCCESS FORMULA THAT WE USE FOR MAKING OUR INTERACTIVE SURFING GAMES:

1.CREATE AN EXCITING COLORFUL DESTINATION THAT IMMEDIATELY ATTRACTS ATTENTION

2.CREATE A HIGHLY INTERACTIVE EXPERIENCE WHERE ANY AGE OR CULTURE CAN UNDERSTAND, FEEL SUCCESSFUL AND BE ABLE TO TRY THE CHALLENGE WITHOUT BEING EMBARRASSED IN FRONT OF OTHERS AT ANY EVENT. ANY SITUATION THAT PRESENTS A HARD / DIFFICULT LEARNING CURVE WHERE PEOPLE SENSE THEY WILL FAIL IS NOT A GOOD FORMULA WHEN PLANNING A POSITIVE, MEMORABLE EVENT. IT IS SO IMPORTANT TO REMEMBER THAT PEOPLE WILL ONLY WANT TO STAND IN A LONG LINE AND TRY THIS EXPERIENCE IF THEY QUICKLY UNDERSTAND THE SIMPLICITY OF WHAT THEY HAVE TO DO TO WIN SOMETHING. LIKE CARNIVAL GAMES - SIMPLE TO UNDERSTAND AND THE HIGH POSSIBILITY OF WINNING FOR ANYONE, ANY AGE OR CULTURE.

3.FINALLY, THE GRAPHICS LEVEL OF OUR GAMES (EVEN DELL AND MSFT APPRECIATE THE SIMPLICITY) ARE Hi Def BUT DESIGNED SO THAT THEY CAN EASILY BE CUSTOMIZED AND THEN PLAYED ON VIRTUALLY ANY PC PLATFORM AND NOT GAMING MACHINES. AND MOST OF ALL PEOPLE MUST WITNESS THE EASE OF BEING ABLE TO PLAY AND UNDERSTAND THE CHALLENGE ALL IN A SHORT ONE MINUTE GAME PLAY. THIS TOOK MANY YEARS OF UNDERSTANDING AND EVOLUTION.

CUSTOMIZED SURF SIMULATORS MADE FOR SONY CORPORATION TO LAUNCH THEIR SURFS UP MOVIE.

DUELING VERSION SHOWN HERE IS FOR CORPORATE CONTRACTS ONLY

Suggested Set up with the Surfing Simulator, Floor and Backdrop Mural, Monitor Stand and Laptop on Shelf and 64" TV. by rolling the tv off to the side and facing the surfboard at an angle and forward, you get a perfect photo shot.

GALLERY OF EXPERIENTIAL EVENTS ... the photos say it all... the fun of interactive dryland surfing.

These are just an example of one of the thousands of photos taken with our photo mural. We usually take photos before the event by rolling the TV monitor off to the side and placing the surfboard as shown on the mural.

These are just an example of one of the thousands of photos taken with our photo mural. We usually take photos before the event by rolling the TV monitor off to the side and placing the surfboard as shown on the mural

EVERYONE IS A WINNER! You have to remember to make everyone a winner nowadays. People just want to have fun! Therefore over the years we have learned the magic of special prizes that motivate people to participate and also try to win a grand prize. Here is our top choice of proven prizes:

SURFING TROPHIES AND AWARDS:

https://www.amazon.com/Gold-Surfing-Trophies-Custom-Surfer/dp/B07F413897/ref=sr_1_1_sspa?keywords=SURF%2BTROPHY&qid=1644000594&sr=8-1-spons&spLa=ZW5jcnlwdGVkUXVhbGlmaWVyPUEyRVlFUU1DMU4yQkU5JmVuY3J5cHRlZElkPUEwODU5OTQwMzlaT0k3QURBNFlVRSZlbmNyeXB0ZWRBZElkPU

TROPHIES - YOU WILL BE SURPRISED AT HOW HARD PEOPLE WITLL WORK TO WIN SOMETHING AS SIMPLE AS THIS:

https://www.amazon.com/Tikimaster-Classic-Surfboard-Brown-Horizontal/dp/B01N3Q2DRJ/ref=sr_1_23?crid=1ZWWRAYAY6L11&keywords=tikimaster&qid=1644000694&sprefix=tiki+master%2Caps%2C150&sr=8-23

CONSOLATION PRIZES just FOR PARTICIPATING Blinking Shark and Turtle pins:

https://www.flashingblinkylights.com/shark-flashing-pins.html





OOOh... we forgot to add that putting a blinking lei on the "video surfer" and telling that it will give them magical balancing powers is a great way for them to relax and laff!

https://www.flashingblinkylights.com/white-hawaiian-flower-light-up-lei.html

Surf Summary

from the board of director...

... from the “BOARD OF DIRECTOR”

In closing all I can say that if you love to entertain, have patience with children, have passion and persistence in what you want to do, enjoy life, you will love this business!

I still go out to events with my team, depending on the buffet or food being catered at the surf party or special event.

MAHALO!

Me video surfing above....

and me real surfing in Waikiki below.

AS THE BUILDER OF THIS KIT, YOU HEREBY INDEMNIFY US FROM ANY INJURY OR LIABILITY BECAUSE YOU ARE THE BUILDER OF THIS DIY UNIT. WE ONLY PROVIDE SUGGESTED INSTRUCTIONS AND DIGITAL SOFTWARE. SAFETY AND PROPER USE OF THIS SYSTEM AT YOUR EVENTS IS YOUR RESPONSIBILITY.

YOU MUST ATTAIN PROPER BUSINESS / LIABILITY INSURANCE PER YOU STATE REQUIREMENTS.